



DON TYSON SCHOOL OF INNOVATION
SPRINGDALE, ARKANSAS USA

Preparing for Judging

Four Steps to Successful Judging

1. Do Your Stuff
2. Document Your Stuff
3. Script Your Stuff
4. Rehearse Your Stuff








Do Your Stuff

- Team activities during the year should address the criteria for each award.
 - Activities include team building, outreach, and robotics engineering.
- Common mistakes can eliminate your team from awards consideration.
 - The robot scores a lot of points, but no clear process led to its design and development.
 - The team has a lot of good activities, but there is no strategic plan guiding the team.



Document Your Stuff

- We prepare two notebooks that summarize our activities for judges.
- Our traditional engineering notebook tells the story of the design and development of our robot.
 - Two Operations Group members have responsibility for working with the Mechanical and Control Groups to get regular and detailed content for the notebook.
 - We look for every opportunity to include applications of mathematics and science.
 - We use engineering lettering to make the notebook legible.



Document Your Stuff

- Our binder includes five sections that are word-processed and professionally formatted.
 1. Business Planning: strategic plan, budget and accounting, fundraising
 2. Team Building: history, selection process and roster, training
 3. Outreach: promotion, FIRST outreach, non-FIRST outreach, connections
 4. Design: game strategy, design process, final robot design
 5. Control: electrical components, control strategies, code, Control Award form

Script Your Stuff

- We prepare a detailed script for a 7-minute presentation to the judges.
 - We emphasize our most important activities and use summary statistics.
 - We remember that no one can recall more than 3-4 key points from a presentation.
 - We follow the same order as our binder.
 - We strive for a 50/50 balance between non-robot and robot.
 - Everyone has a part.
- We use visual aids on a TV to emphasize key points.



900 hours of technical and
communication skills training



320 students mentored at
camps and school workshops



2 FIRST events hosted
at our school



24 FLL Jr. teams
created



Fundraising



Mentorship

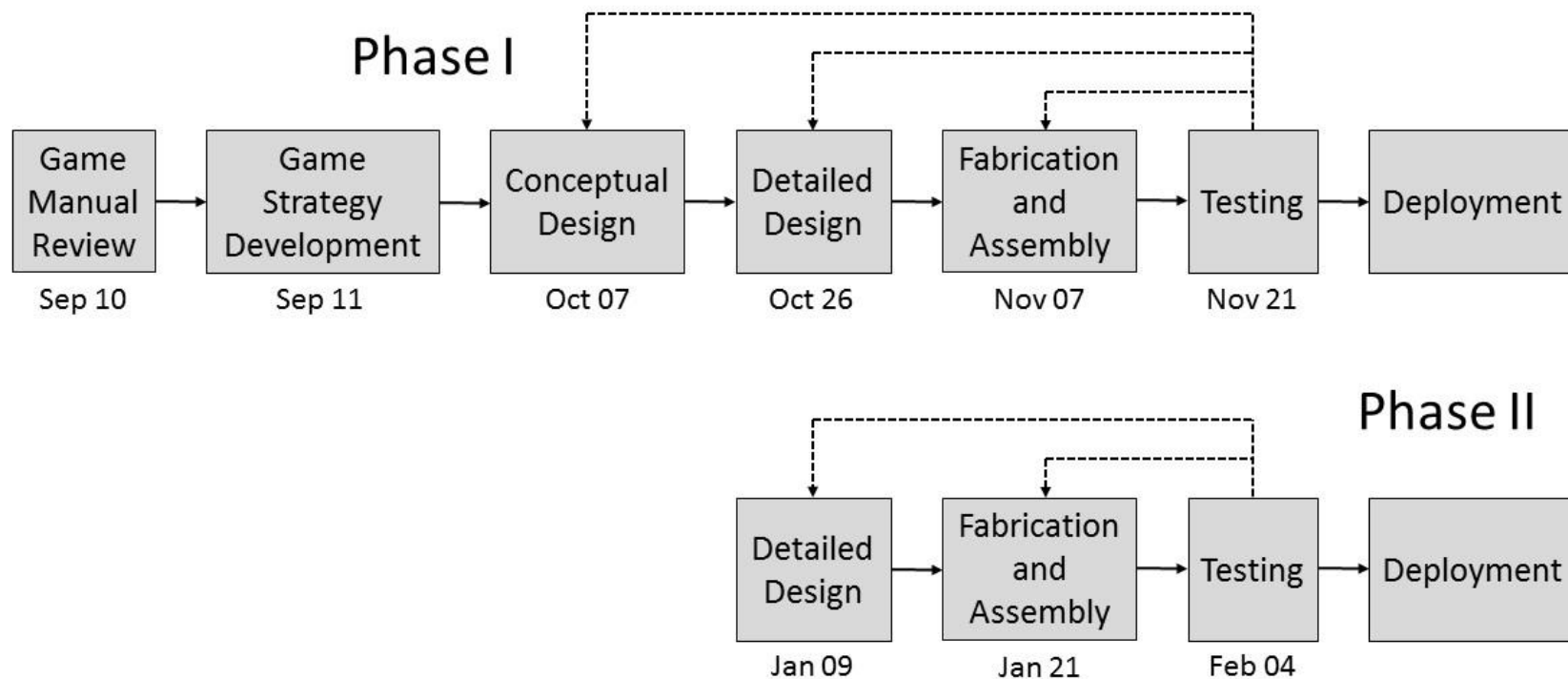
Training



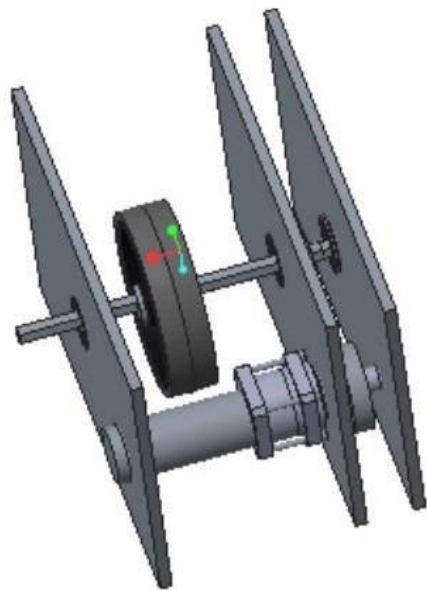
Manufacturing



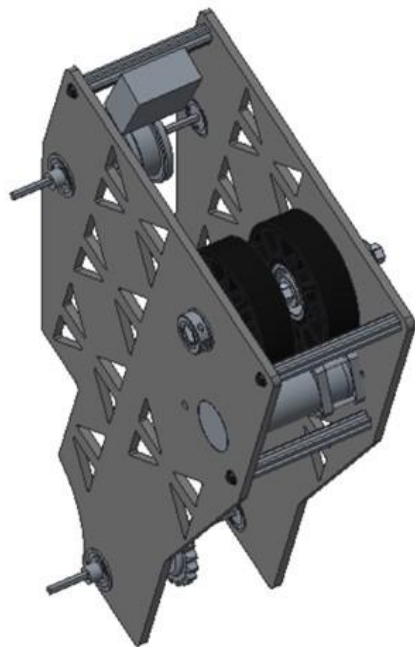
2016-2017 Root Negative One Design Process



Particle Staging and Shooting




Phase I



Phase II

Rehearse Your Stuff

- We rehearse until the presentation no longer feels scripted.
 - We take all rehearsals seriously.
 - We rehearse Q&A by bringing in experienced judges.
 - We try to get everyone involved in Q&A, but the expert goes first.
 - We have final rehearsals the night before judging.
 - We have a relaxed rehearsal right before judging.



Four Steps to Successful Judging

1. Do Your Stuff
2. Document Your Stuff
3. Script Your Stuff
4. Rehearse Your Stuff

